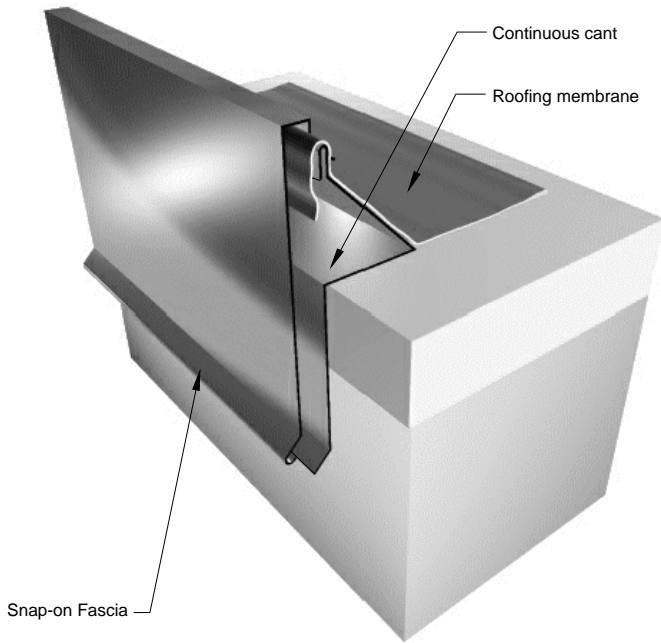


Snap-on Fascia



Applications

Concealed fastener fascia system for horizontal and sloped parapet walls and rakes. Break formed in 10'-0" lengths. Custom lengths up to 21'-0". Radius fascia is available for arched or curved walls.

Substrates

Wood blocking. Secondary protection such as rubber membrane is recommended to protect from water infiltration.

Materials

Aluminum (3000 series alloy)
 Galvanized coated steel (G-90)
 Alum-Zinc coated steel (AZ-50 & AZ-55)
 Copper & lead coated Copper
 Also available in Zinc, Pre-Weathered Zinc & Stainless Steel

Standard Gauges

.032" .040"
 24 ga. 22 ga.
 24 ga. 22 ga.
 16 oz. 20 oz.

Finishes

Kynar & Metallic Fluoropolymer Coatings
 Mill Finish, Brushed, Anodized
 Texture: Smooth or Stucco Embossed

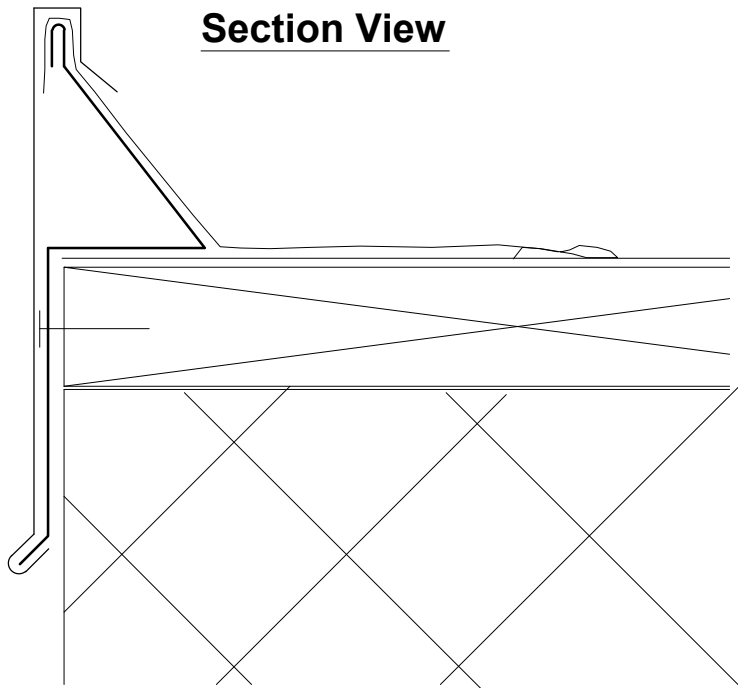
Manufacturing

Factory Formed

Assembly

Fasten continuous cant to front of wall at 18" on center. Install roofing membrane up and over the cant. Hook the fascia to the top of the cant and depress until it engages on the bottom cleat. Provide a 1/4" wide butt joint between lengths of fascia. Apply a bead of sealant to each side of joint. Center the outside cover plate over the joint and fasten to one side.

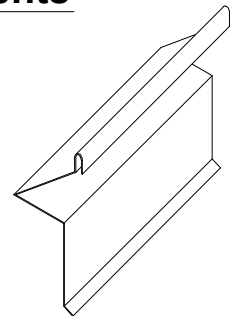
Section View



Components

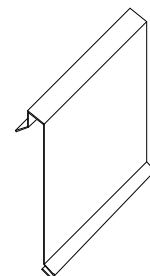
Continuous Cant

22 ga. Galvanized Steel
 or .050 Aluminum.
 Supplied in 10'-0" lengths.




Coverplates

6" wide. Made from the same material as the fascia.



Updated December 2011

Merchant & Evans, Inc.
 308 Connecticut Drive
 Burlington, NJ 08016



Phone: 800-257-6215
 Phone: 609-387-3033
 Fax: 609-387-4838
 www.ziprib.com